

Benefits of using ValuFlex

Superior Lead-Time

Match Any Profile

Incredible Detail

Tear Resistant

Minimal Shrinkage

Limited 5 Year Warranty

Paints & Stains Beautifully

Custom Profiles Available

Manufactured On Premises

General Information

- Just about all of EL & EL profiles can be reproduced in ValuFlex.
- ValuFlex has been formulated for a strong tear strength and is recommended for all flexible moulding applications.
- The maximum length of flexible product is 12' and the minimum length is 5'.
- All resin is sold by the whole foot only. *However, paint-grade profiles such as 304, 310, 311, 314, 329, and 330 are available in 50' rolls. Call for stain-grade available lengths.*
- Custom profiles are available on a made to order basis.

Manufacturing of ValuFlex

ValuFlex is sold in straight and pre-formed pieces. Straight pieces are used for standard base, chair rail and jamb applications. Casing, crown and built-up applications require pre-formed pieces. Pre-formed pieces are achieved by providing precise measurements, radius or a template. Pre-formed pieces only have a variance of approx. 1" to 2", hence the importance of precise information. Curved crown applications, by far the most diverse, require a few simple rules of thumb (see "Calculating Radiussed Moulding" below) to easily accomplish a perfect fit without stressing the material. A built-up is several pieces of mouldings put together, making a more dramatic application.

Calculating Radiussed Moulding

The smallest inside radius a piece can be made to is: three (3) times the profile's width.

Example: on a 4½" wide crown, take the width of the crown (4½") and multiply by 3. That means the smallest radius possible in ValuFlex 13½"

Finishing ValuFlex™

Painting

1. Fill and sand, like wood, using a filler that will adhere to a urethane, petroleum-based product.



2. **If using water based latex paint;** proceed as you would with any paintable product. **If you are using an oil based paint; Warning!** *oil-based paint may create a reaction where the oil-based paint **May Not Dry**.* For proper application of oil-based paint; apply **2 base coats** of latex enamel (water-based) paint as your primer. When water-based paint is fully cured, proceed to apply your oil-based paint.
3. Apply Latex Enamel or Oil Based Enamel, like the straight mouldings, and finish the same.

Staining

4. We strongly recommend that first time users practice on a piece of scrap ValuFlex moulding before finishing the moulding being used on the job.
5. Remember; wood is porous, ValuFlex is not. We suggest you use a water based full body stain. ZAR® Wood Finishing Products are recommended.
6. To reveal grain, apply stain and wipe off, then begin the staining process.
7. Apply stain in thin coats with brush or spray gun, to achieve desired color. Removing excess with a dry cloth.

If using an oil based stain:

- Apply (2) coats of a clear wood finish (recommended, Deft® Clear Wood Finish) to the entire product. Apply stain as directed.

Warranty will be void if the above finishing specifications are not met.



©2015 EL & EL Wood Products Corp. All rights reserved.

15060801

Distributed by:

No warranty on external use of ValuFlex.

ValuFlex Flexible Moulding is custom manufactured on our premises.

Straight flexible base is available for immediate delivery.

Radiussed flex is available within 2-5 working days.



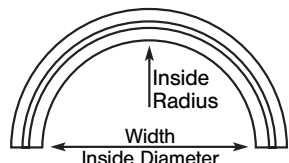
EL & EL Wood Products

Millwork that creates distinction.™

How To Measure

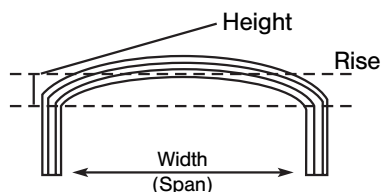
Half Circle

Length = Radius + Width of Moulding × 3.145 ÷ 2
 (For full-circle, Multiply half-circle footage by 2)



Archtop (eyebrow or springline)

Casing: Length = Width + Height + 6" ÷ 12"
Crown: Length = Width + Height + 12" ÷ 12"



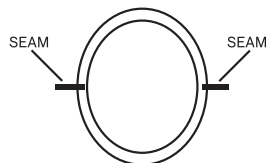
Ellipse

Paper or Cardboard Template (Always Required)



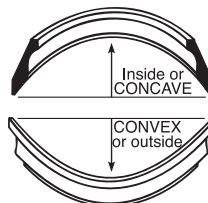
Oval

Paper or Cardboard Template (Always Required)



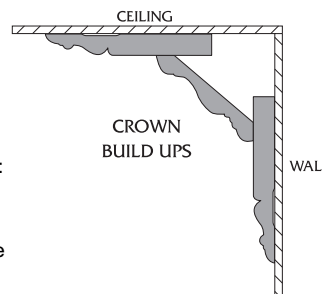
Crown

- Does the wall curve inside (concave) or outside (convex)?
- Radius of wall - ISR (inside radius), OSR (outside radius).
- Length of moulding needed (add for waste) to cover entire area.
- How many pieces?



Crown, Built Ups

- Order as ISR (Inside Radius, aka: Concave) or OSR (Outside Radius, aka: Convex) radius.
- Any moulding used on the wall: order as straight.
- Any moulding used on the ceiling: order as a radius.
 - OSR (Outside Radius), you must add the projection of the crown to the ceiling moulding radius. Example: If using the 330MUL on a ceiling with the 410MUL crown which has a projection of 4 1/2" and the wall is a 60" radius, 330MUL should be ordered as a 64 1/2" radius.
 - ISR (Inside Radius), you must subtract the projection of the crown from the radius, therefore a wall with a 60" radius less the 4 1/2" projection = 55 1/2" ISR for the 330MUL.



Casing


- On true half-circles, order by radius (equals 1/2 of diameter) or by diameter. (Please state "radius" or "diameter" when ordering.)
- When ordering arches, please state "span and rise" (ie: 21" span x 6" rise)
- Ellipses & Ovals always require a template.

Panel Moulds, Lineal Moulds, Chair Rail

- If used horizontally on curved walls, straight lengths will work.

Base

- If Base is being used as Baseboard or as part of a Crown detail on a wall, the Flex Base does not need to be pre-cast to any radius. They are sold as straights and only total lineal footage is needed.
- If Baseboards are used as Casing the base must be ordered to the radius (like "Casing" section). If base is being used as part of a Crown detail where they lay flat on the ceiling (not on the wall), then information as indicated in "Crown, Build-Up" section C1 or C2 must be provided.



Ovals

- A paper or cardboard template must be provided.
- Specify ISR (Inside Radius aka: concave) or OSR (Outside Radius aka:convex)
- We manufacture the FLEX so that the seams are in the middle as shown in the drawing. This allows for easier installation.

5-Year Warranty

EL & EL Wood Products Corporation warrants that for 5 years ValuFlex™ moulding is free from defects in material and workmanship. Upon proper installation of the moulding, EL & EL Wood Products will repair or replace, at its option, any ValuFlex moulding that has failed as a result of defective material or workmanship, of EL & EL Wood Products. ValuFlex is not warranted for exterior use. In the event of a claim against this warranty, proof of purchase, with date, will be required to affect such a claim. Installation and finishing cost is not included. No other warranty is expressed or implied.

HINTS ON HOW TO FIGURE A RADIUS

Concave - ISR
 Inside Application

Convex - OSR
 Outside Application

